

PERSONAL INFORMATION

NEW EMPLOYEE

CHANGE REQUEST - SPECIFY REQUEST TYPE BELOW:

Legal name change - Must have new Social Security Card and Picture ID prior to change

Address change effective as of: _____

Emergency contact change

1. EMPLOYEE LEGAL NAME:

Last Name

First Name

Middle Initial

Specify former legal name, if requesting name change: _____

XXXX - XX - _____
Social Security No. (Last 4 digits)

2. EMPLOYEE OFFICIAL ADDRESS AND CONTACT INFORMATION:

May not be a District location or PO Box

Street

Unit/Apartment

City

State

Zip Code

Home Cell Phone #: _____

Home Cell Phone #: _____

Email _____

3. EMERGENCY CONTACT INFORMATION

Last Name

First Name

Relationship

Street

Unit/Apartment

City

State

Zip Code

Home Cell Phone #: _____

Home Cell Phone #: _____

Email _____

4. EMPLOYEE CERTIFICATION

Signature

Date



WARRANT RECIPIENT DESIGNATION

NOTICE TO EMPLOYEE: Legal restrictions prohibit the District from releasing checks or warrants to another person in case of an employee's death unless a designation has been made in accordance with Government Code 53245.¹

You may elect to designate a warrant recipient by completing this form, so that the designated person may immediately receive paychecks, or other monies, which may be owed to you. Please complete only the bottom portion if you do not wish to designate a warrant recipient at this time.

I, _____, am an employee of the Conejo Valley Unified School District. Pursuant to the provisions of Government Code, Section 53245, in the event of death, I hereby designate the person named below as the one entitled to receive any and all warrants or checks which would have been payable to me by the District had I survived. This designation hereby revokes and stands in place of any and all other previous designations.

It is expressly understood and agreed that the Conejo Valley Unified School District is not obligated to deliver said warrant(s) to the person designated above unless the designated person, within two years after the date of said warrant(s) claims such warrant (s) from the Conejo Valley Unified School District and provides sufficient proof of identity.

DESIGNATED PERSON'S LEGAL NAME: _____

ADDRESS: _____
Street City State Zip

RELATIONSHIP: _____ CONTACT #: _____

Employee Signature Date


*****PLEASE COMPLETE BELOW IF NOT DESIGNATING A WARRANT RECIPIENT*****

I, _____, do not wish to designate any person to receive warrants pursuant to Government Code Section 53245.

Signature Date

REFERENCE: GOVERNMENT CODE – STATE OF CALIFORNIA

§ 53245. Any person now or hereafter employed by a county, city, municipal corporation, district, or other public agency may file with his appointing power a designation of a person who, notwithstanding any other provision of law, shall, on the death of the employee, be entitled to receive all warrants or checks that would have been payable to the decedent had he survived. The employee may change the designation from time to time. A person so designated shall claim such warrants or checks from the appointing power. On sufficient proof of identity, the appointing power shall deliver the warrants or checks to the claimant. A person who receives a warrant or check pursuant to this section is entitled to negotiate it as if he were the payee.



OATH or AFFIRMATION OF ALLEGIANCE

DISCLAIMER: This form is required by Section 3 of Article XX of the Constitution of the State of California. By subscribing to the oath or affirmation set forth in the California Constitution you take on the designation of being a disaster service worker in time of need, as is required of all public employees. (California Government Code 3100-3109).

“I, _____
First Name Middle Name Last Name Suffix

do solemnly swear (or affirm) that: *(Please select the option that is pertinent to your oath.)*

OPTION 1: For U.S. Citizens

I will support and defend the Constitution of the United States and the Constitution of the State of California against all enemies, foreign and domestic; that I will bear faith and allegiance to the Constitution of the United States and the Constitution of the State of California; that I will take this obligation freely, without any mental reservation or purpose of evasion; and that I will well and faithfully discharge the duties upon which I am about to enter.”

OPTION 2: For employees who are not U.S. Citizens

I will support the institutions and policies of the United States of America during the period of my sojourn in the State of California; that I take this obligation freely, without any mental reservation or purpose of evasion; and that I will well and faithfully discharge the duties upon which I am about to enter.”

OPTION 3: For employees claiming exemption under the *Religious Freedom and Restoration Act of 1993*

I agree to loyally and lawfully discharge the duties of my assigned position. And, in accordance with the performance of these duties, I agree to abide by the Constitution of the United States and the Constitution of the State of California and any and all laws set forth by the federal and state governments or the Conejo Valley Unified School District.”

I certify (or declare) under penalty of perjury that the foregoing is true and correct.

_____ at _____ am / pm.
(date) ((time)

_____ State _____
City

Signature



EMPLOYEE ACCEPTABLE TECHNOLOGY USE AGREEMENT

THE USE OF THE NETWORK, DISTRICT TECHNOLOGY, AND DISTRICT ELECTRONIC RESOURCES ARE A PRIVILEGE AND NOT A RIGHT.

The Conejo Valley Unified School District makes no warranties of any kind, whether expressed or implied, for the availability of technology resources. The District will not be responsible for any information that may be lost, damaged, or unavailable due to technical or other difficulties. The District cannot ensure that all electronic transmissions are secure and private and cannot guarantee the accuracy or quality of information obtained. The District will employ technology protection measures to comply with Federal and State requirements to filter or block material defined to be objectionable. However, no known process can control or censor all illegal, defamatory, or potentially offensive materials that may be available to the user on systems accessible through the technology resources of the Conejo Valley Unified School District.


Use of technology resources or transmission of any material in violation of any federal or state law is strictly prohibited. Also prohibited is the use or transmission of material protected by federal or state intellectual property laws; copyrighted material; licensed material; threatening, harassing, obscene material and/or pornographic material. In addition, users are prohibited from accessing or attempting to access, using or attempting to use, the Internet or other computer network or non-network facilities for any other unauthorized purposes. This includes but is not limited to commercial activities, introduction of viruses, and manipulation or corruption of systems, files and other related resources. Any illegal activities will be reported to the appropriate agencies.

I have read, understand, and agree to abide by the terms of this Agreement and the related Administrative Regulation, AR 4040 - Employee Use of Technology. I accept responsibility for the appropriate use of the CVUSD computer resources, which include all computer systems, network systems, Internet and intranet web sites or other data processing equipment owned or leased by the CVUSD, as well as remote computers, or computer systems when used to access CVUSD computer resources, the phone system including voice mail, cell phones and office equipment. Should I commit any violation or in any way misuse my access to the CVUSD computer network and the Internet, I understand that my access privilege may be revoked and disciplinary action may be taken against me.

Print Name

Signature

Date



WORKERS COMPENSATION BENEFITS

NOTICE TO NEW EMPLOYEE — YOU ARE HEREBY INFORMED OF THE FOLLOWING:

- You are covered under the District’s workers compensation insurance for any injury or illness that is deemed to be job related from your first day of employment. In the event that you are injured at work, you should report your injury to your supervisor immediately, so that necessary medical treatment can be arranged and other benefits can be provided as appropriate. For additional information, please contact Risk Management at 805-498-4557, ext.7527 or email at riskmanagement@conejousd.org.
-
- ◆ The Conejo Valley Unified School District also maintains a medical insurance program to cover non-industrial illnesses and injuries for those permanent classified and certificated employees that are eligible for medical coverage.
- ◆ All permanent classified and certificated employees under contract are entitled to illness leave for both industrial and non-industrial injury or illness.
- ◆ **PLEASE NOTE: CONEJO VALLEY UNIFIED SCHOOL DISTRICT IS NOT COVERED BY THE CALIFORNIA STATE DISABILITY INSURANCE PROGRAM.**

EMPLOYEE ACKNOWLEDGEMENT OF RECEIPT OF WORKERS COMPENSATION DOCUMENTS

I certify that I have read the above and I have read through the following Workers’ Compensation Benefits information documents posted online:

INITIALS **DOCUMENT NAME**


_____ **LWP Claims Platinum MPN**

_____ **CVUSD Annual Plan Open Enrollment Legal Notices**

_____ **Employee Pre-designation of Personal Physician for Work Related Injuries**
Completed form (requires physician signed consent to treat work-related injury/illness) must be returned to Classified or Certificated Human Resources Department to be valid at the time of work-related injury/illness.

Signature

Date



CONVICTION DISCLOSURE STATEMENT

INSTRUCTIONS: All prospective employees **MUST** complete this form even if an applicant does not have a criminal record or any convictions.

Our responsibility to school children and the public, as well as provisions outlined in the State Education Code, Section 45123 and 45124, require every employee to be fingerprinted as a condition of employment. Employees **will not** begin their assignment until fingerprint clearance has been received from the California State Department of Justice and the Federal Bureau of Investigation by Human Resources. **PLEASE NOTE:** A criminal record does not necessarily exclude you from employment with the Conejo Valley Unified School District; however, falsification of this form or omission of any conviction(s) **will disqualify** you from employment with the Conejo Valley Unified School District.

TITLE OF POSITION APPLIED FOR: _____

_____ / _____ / _____
Last Name First Name Middle Name Suffix

Former names: _____

BIRTH DATE ____ / ____ / ____ **SS** ____ — ____ — ____ **DL#** _____

NOTE:

- ⇒ In the spaces below, give complete details for every time you, as a juvenile or adult have been convicted (fined, imprisoned, placed on probation, given a suspended sentence, or have forfeited bail) in connection with any offense, in civilian or military life.
- ⇒ List all convictions even if they have been expunged or subsequently dismissed. You must answer "YES" to the questions in Part A, if you were convicted, whether by plea of guilty or no contest, jury verdict, or finding of guilt by a court in a trial without a jury. Even if you had an order under Penal Code Section 1203.4 allowing the withdrawal of a plea of guilty and entering a plea of not guilty, or setting aside a verdict of guilty or dismissing the accusations or information, it will still appear on your fingerprint report.
- ⇒ If you use penal code numbers, note that use of incorrect codes will delay processing of your application.
- ⇒ If you are in doubt, list your conviction and explain.
- ⇒ If available, you may attach copies of court documents that identify the specific charge or conviction.
- ⇒ Omit any conviction specified in Labor Code 432.8, which refers to various marijuana related offenses that are more than two years old.
- ⇒ Do not include minor traffic violations such as parking or speeding unless you were convicted for failure to appear for fine or sentencing.
- ⇒ Do not include arrests which resulted in a Court Ordered Diversion Program unless you were convicted for failure to meet the conditions of your program.

PART A — HAVE YOU EVER BEEN CONVICTED?

____ YES	____ NO	Have you ever been convicted, fined, imprisoned, placed on probation, or given a suspended sentence by a civilian or military court for any crime? (Do not include traffic violation with a fine of \$250 or less.) If YES, list <u>all</u> such cases below in Part B. You may write on the back if you need additional space.
____ YES	____ NO	Do you currently have any criminal charges pending against you?

PART B — CONVICTION DISCLOSURE DETAIL:

<u>DATE OF ARREST</u> (Month-Day-Year)	<u>CITY AND STATE OF ARREST</u>	<u>CHARGE AND DISPOSITION</u> • Length of time served in jail or prison. • Length of probation.	<u>EXPLANATION</u> (Optional)


If necessary, use additional sheets of paper then sign and date the bottom of each additional page.

EMPLOYEE CERTIFICATION OF CONVICTION DISCLOSURES

I certify that this Report of Convictions is true to the best of my knowledge and belief.

Signature

Date



PERSONAL DATA SELF-DISCLOSURE (CONFIDENTIAL)

EMPLOYEE PERSONAL INFORMATION

LEGAL

NAME

Last _____ First _____ Middle _____ Suffix _____
Former Name(s) (e.g., Maiden name) _____

BIRTH DATE ____ / ____ / ____ **SSN** ____ - ____ - ____ **DL#** _____

DEMOGRAPHIC INFORMATION

GENDER:

- Female Male
- Non-Binary

MARITAL STATUS:

- Single Married
- Domestic Partner

CITIZENSHIP STATUS:

- U.S. Native Naturalized US Citizen
- Alien Resident # _____
- Non-Resident Alien _____

SELF-DISCLOSURE OF DISABILITY

Federal and State law and District policy require that new employees be given the opportunity to identify themselves as disabled; disabled veteran; disabled, mentally or physically but not a veteran. This confidential information is used to evaluate compliance with federal and non-discrimination requirements and for statistical purposes only.

- Check one only:**
- No Military Service
 - Active Reserve
 - Inactive Reserve
 - Disabled, mentally or physically
 - Veteran, other than Vietnam era, not disabled
 - Veteran, other than Vietnam era, disabled
 - Vietnam era veteran, not disabled
 - Vietnam era veteran, disabled

If you have identified yourself as disabled, do you require job accommodation? Yes No

If "Yes", please specify the type of job accommodation you require to perform the essential job functions on the "Health Status Questionnaire, Form CP-04"

ETHNICITY / RACE—District policy requires that new employees identify their race/ethnicity using the two questions below:

Are you Hispanic or Latino? (check one): Yes No

What is your race/ethnicity? (check one or more):

- American Indian or Alaskan Native - Origins of North, Central, or South America
- African American or Black
- Cambodian
- Chinese
- Filipino
- Guamanian
- Hmong
- Hawaiian
- Indian Asian
- Japanese
- Korean
- Laotian
- Samoan
- Tahitian
- Vietnamese
- White - Origins in any original peoples of Europe, N. Africa, or the Middle East
- Other Asian
- Other Pacific Islander

EMPLOYEE CERTIFICATION OF PERSONAL INFORMATION

Signature

Date



Employment Eligibility Verification
Department of Homeland Security
 U.S. Citizenship and Immigration Services

USCIS
Form I-9
 OMB No. 1615-0047
 Expires 10/31/2022

▶ **START HERE: Read instructions carefully before completing this form. The instructions must be available, either in paper or electronically, during completion of this form. Employers are liable for errors in the completion of this form.**

ANTI-DISCRIMINATION NOTICE: It is illegal to discriminate against work-authorized individuals. Employers **CANNOT** specify which document(s) an employee may present to establish employment authorization and identity. The refusal to hire or continue to employ an individual because the documentation presented has a future expiration date may also constitute illegal discrimination.

Section 1. Employee Information and Attestation *(Employees must complete and sign Section 1 of Form I-9 no later than the first day of employment, but not before accepting a job offer.)*

Last Name <i>(Family Name)</i>		First Name <i>(Given Name)</i>		Middle Initial	Other Last Names Used <i>(if any)</i>	
Address <i>(Street Number and Name)</i>			Apt. Number	City or Town		State ZIP Code
Date of Birth <i>(mm/dd/yyyy)</i>	U.S. Social Security Number □□□□ - □□ - □□□□		Employee's E-mail Address		Employee's Telephone Number	

I am aware that federal law provides for imprisonment and/or fines for false statements or use of false documents in connection with the completion of this form.

I attest, under penalty of perjury, that I am (check one of the following boxes):

<input type="checkbox"/> 1. A citizen of the United States	
<input type="checkbox"/> 2. A noncitizen national of the United States <i>(See instructions)</i>	
<input type="checkbox"/> 3. A lawful permanent resident (Alien Registration Number/USCIS Number): _____	
<input type="checkbox"/> 4. An alien authorized to work until (expiration date, if applicable, mm/dd/yyyy): _____ Some aliens may write "N/A" in the expiration date field. <i>(See instructions)</i>	
<p><i>Aliens authorized to work must provide only one of the following document numbers to complete Form I-9: An Alien Registration Number/USCIS Number OR Form I-94 Admission Number OR Foreign Passport Number.</i></p> <p>1. Alien Registration Number/USCIS Number: _____ OR 2. Form I-94 Admission Number: _____ OR 3. Foreign Passport Number: _____ Country of Issuance: _____</p>	
QR Code - Section 1 Do Not Write In This Space	

Signature of Employee	Today's Date <i>(mm/dd/yyyy)</i>
-----------------------	----------------------------------

Preparer and/or Translator Certification (check one):
 I did not use a preparer or translator. A preparer(s) and/or translator(s) assisted the employee in completing Section 1.
(Fields below must be completed and signed when preparers and/or translators assist an employee in completing Section 1.)

I attest, under penalty of perjury, that I have assisted in the completion of Section 1 of this form and that to the best of my knowledge the information is true and correct.

Signature of Preparer or Translator		Today's Date <i>(mm/dd/yyyy)</i>	
Last Name <i>(Family Name)</i>		First Name <i>(Given Name)</i>	
Address <i>(Street Number and Name)</i>		City or Town	State ZIP Code

Employer Completes Next Page



Employment Eligibility Verification
Department of Homeland Security
 U.S. Citizenship and Immigration Services

USCIS
Form I-9
 OMB No. 1615-0047
 Expires 10/31/2022

Section 2. Employer or Authorized Representative Review and Verification

(Employers or their authorized representative must complete and sign Section 2 within 3 business days of the employee's first day of employment. You must physically examine one document from List A OR a combination of one document from List B and one document from List C as listed on the "Lists of Acceptable Documents.")

Employee Info from Section 1	Last Name (Family Name)	First Name (Given Name)	M.I.	Citizenship/Immigration Status
-------------------------------------	-------------------------	-------------------------	------	--------------------------------

List A Identity and Employment Authorization	OR	List B Identity	AND	List C Employment Authorization
Document Title		Document Title		Document Title
Issuing Authority		Issuing Authority		Issuing Authority
Document Number		Document Number		Document Number
Expiration Date (if any) (mm/dd/yyyy)		Expiration Date (if any) (mm/dd/yyyy)		Expiration Date (if any) (mm/dd/yyyy)
Document Title		Additional Information		QR Code - Sections 2 & 3 Do Not Write In This Space
Issuing Authority				
Document Number				
Expiration Date (if any) (mm/dd/yyyy)				
Document Title				
Issuing Authority				
Document Number				
Expiration Date (if any) (mm/dd/yyyy)				

Certification: I attest, under penalty of perjury, that (1) I have examined the document(s) presented by the above-named employee, (2) the above-listed document(s) appear to be genuine and to relate to the employee named, and (3) to the best of my knowledge the employee is authorized to work in the United States.

The employee's first day of employment (mm/dd/yyyy): _____ **(See instructions for exemptions)**

Signature of Employer or Authorized Representative		Today's Date (mm/dd/yyyy)	Title of Employer or Authorized Representative	
Last Name of Employer or Authorized Representative	First Name of Employer or Authorized Representative		Employer's Business or Organization Name Conejo Valley Unified School District	
Employer's Business or Organization Address (Street Number and Name) 750 Mitchell Road		City or Town Newbury Park	State CA	ZIP Code 91320

Section 3. Reverification and Rehires *(To be completed and signed by employer or authorized representative.)*

A. New Name (if applicable)			B. Date of Rehire (if applicable)	
Last Name (Family Name)	First Name (Given Name)	Middle Initial	Date (mm/dd/yyyy)	

C. If the employee's previous grant of employment authorization has expired, provide the information for the document or receipt that establishes continuing employment authorization in the space provided below.

Document Title	Document Number	Expiration Date (if any) (mm/dd/yyyy)
----------------	-----------------	---------------------------------------

I attest, under penalty of perjury, that to the best of my knowledge, this employee is authorized to work in the United States, and if the employee presented document(s), the document(s) I have examined appear to be genuine and to relate to the individual.

Signature of Employer or Authorized Representative	Today's Date (mm/dd/yyyy)	Name of Employer or Authorized Representative
--	---------------------------	---

LISTS OF ACCEPTABLE DOCUMENTS

All documents must be UNEXPIRED

Employees may present one selection from List A
or a combination of one selection from List B and one selection from List C.

LIST A Documents that Establish Both Identity and Employment Authorization	OR	LIST B Documents that Establish Identity	AND	LIST C Documents that Establish Employment Authorization
<ol style="list-style-type: none"> 1. U.S. Passport or U.S. Passport Card 2. Permanent Resident Card or Alien Registration Receipt Card (Form I-551) 3. Foreign passport that contains a temporary I-551 stamp or temporary I-551 printed notation on a machine-readable immigrant visa 4. Employment Authorization Document that contains a photograph (Form I-766) 5. For a nonimmigrant alien authorized to work for a specific employer because of his or her status: <ol style="list-style-type: none"> a. Foreign passport; and b. Form I-94 or Form I-94A that has the following: <ol style="list-style-type: none"> (1) The same name as the passport; and (2) An endorsement of the alien's nonimmigrant status as long as that period of endorsement has not yet expired and the proposed employment is not in conflict with any restrictions or limitations identified on the form. 6. Passport from the Federated States of Micronesia (FSM) or the Republic of the Marshall Islands (RMI) with Form I-94 or Form I-94A indicating nonimmigrant admission under the Compact of Free Association Between the United States and the FSM or RMI 	OR	<ol style="list-style-type: none"> 1. Driver's license or ID card issued by a State or outlying possession of the United States provided it contains a photograph or information such as name, date of birth, gender, height, eye color, and address 2. ID card issued by federal, state or local government agencies or entities, provided it contains a photograph or information such as name, date of birth, gender, height, eye color, and address 3. School ID card with a photograph 4. Voter's registration card 5. U.S. Military card or draft record 6. Military dependent's ID card 7. U.S. Coast Guard Merchant Mariner Card 8. Native American tribal document 9. Driver's license issued by a Canadian government authority <li style="text-align: center;">For persons under age 18 who are unable to present a document listed above: 10. School record or report card 11. Clinic, doctor, or hospital record 12. Day-care or nursery school record 	AND	<ol style="list-style-type: none"> 1. A Social Security Account Number card, unless the card includes one of the following restrictions: <ol style="list-style-type: none"> (1) NOT VALID FOR EMPLOYMENT (2) VALID FOR WORK ONLY WITH INS AUTHORIZATION (3) VALID FOR WORK ONLY WITH DHS AUTHORIZATION 2. Certification of report of birth issued by the Department of State (Forms DS-1350, FS-545, FS-240) 3. Original or certified copy of birth certificate issued by a State, county, municipal authority, or territory of the United States bearing an official seal 4. Native American tribal document 5. U.S. Citizen ID Card (Form I-197) 6. Identification Card for Use of Resident Citizen in the United States (Form I-179) 7. Employment authorization document issued by the Department of Homeland Security

Examples of many of these documents appear in the Handbook for Employers (M-274).

Refer to the instructions for more information about acceptable receipts.



CONEJO VALLEY UNIFIED SCHOOL DISTRICT
HUMAN RESOURCES DEPARTMENT
 750 Mitchell Road, Newbury Park, California 91320
 Telephone (805) 498-4557

DIRECT DEPOSIT-AUTHORIZATION AGREEMENT

REQUEST TYPE: BEGIN DIRECT DEPOSIT CHANGE ADDITIONAL ACCOUNT CANCEL DEPOSIT

 Last Name First Name Middle Initial Suffix

 XXX - XX - Social Security No. (Last 4 digits) _____
 Work Location Work Phone #

DIRECT DEPOSIT #1	DIRECT DEPOSIT #2 (OPTIONAL)	DIRECT DEPOSIT #3 (OPTIONAL)
BANK ACCOUNT (check one) : <input type="checkbox"/> Checking <input type="checkbox"/> Savings BANK NAME: _____ ACCOUNT # _____ I wish to deposit (check one): <input type="checkbox"/> ALL Net Pay <input type="checkbox"/> Specific Dollar Amount \$ _____	BANK ACCOUNT (check one) : <input type="checkbox"/> Checking <input type="checkbox"/> Savings BANK NAME: _____ ACCOUNT # _____ I wish to deposit (check one): <input type="checkbox"/> Specific Dollar Amount \$ _____ <input type="checkbox"/> Remainder of Net Pay	BANK ACCOUNT (check one) : <input type="checkbox"/> Checking <input type="checkbox"/> Savings BANK NAME: _____ ACCOUNT # _____ I wish to deposit (check one): <input type="checkbox"/> Specific Dollar Amount \$ _____ <input type="checkbox"/> Remainder of Net Pay

YOU MUST ATTACH A VOIDED CHECK(S) OR BANK FORM FOR EACH ACCOUNT REQUESTED.

EMPLOYEE ACKNOWLEDGEMENT OF PAYROLL/LOST CHECK POLICY AND DIRECT DEPOSIT AUTHORIZATION

I hereby authorize the Ventura County Superintendent of Schools Office (VCSSO), and/or their agents, including CVUSD, to initiate electronic deposits and, as necessary, debit corrections to previous deposits, to the above account(s).

I agree to hold harmless and indemnify VCSSO and CVUSD, and its officers and employees from any claim or demand of whatever nature, including those based upon negligence of VCSSO or CVUSD and its officers and employees for failure or delay in making deposits and/or corrections to deposits as herein authorized.

I further understand:

- ◆ Direct deposit is not activated until the month following a successful \$0 test transaction (up to 2 payroll cycles).
- ◆ I hereby authorize the email delivery of my monthly payroll direct deposit remittance advice (paystub) to a designated email address. *For security purposes we recommend using your CVUSD email.*

CVUSD email (for permanent employees only) **Personal Email Address:** _____

- ◆ Email delivery of my Remittance Advice may be suspended if 2 consecutive reports are rejected, or if Direct Deposit is suspended.
- ◆ I understand access to my encrypted file will require entering the last 4 digits of my social security number.
- ◆ I must submit a new authorization form if I change my email address, or wish my Remittance Advice sent to a different email address.
- ◆ I must submit a new authorization form if I change my account (name, branch, etc.) or if such changes occur as the result of a merger, buy-out, etc. New forms must be submitted in a timely manner.
- ◆ All changes must be submitted to the CVUSD Payroll Office in a timely manner.
- ◆ Automatic deposit status may be temporarily suspended if wages are garnished, or held for credential reasons.
- ◆ I am responsible for paying any and all fees incurred because of failure on my part to notify CVUSD of any changes in my account information that would result in a return of my deposit.
- ◆ Employees in regular classified positions are paid ONCE a month, at the end of the month when service is rendered. Substitute/Exempt employees who do not hold any regular classified position are on a payment cycle that is one month behind
- ◆ It is the responsibility of the employee to notify the Payroll and/or Human Resources departments of any discrepancies (i.e., overpayments or underpayments) in payment of wages, overtime, shift-differentials, and/or longevity immediately upon discovering an error regardless if its an overpayment or an underpayment of total compensation.
- ◆ Employees shall reimburse the District for any and all "overpayments" regardless if they had or did not have knowledge that an overpayment was occurring.
- ◆ I absolve the Conejo Valley Unified School District of all responsibility in any and all cases where my check may be lost in the mail. I also understand that in all such cases, it is my responsibility to do all checking, tracing, and investigating in the effort to rectify the problem.
- ◆ I understand that if my payroll check is lost, I must submit a statement (V.C.C.S.O. Form #SB1123) to the Payroll Department and that it may take up to 10 days to have the check replaced.

This authorization replaces any previously made by me and is to remain in effect until changed or cancelled by submission of a new Direct Deposit Authorization Agreement.

Employee Signature

Date

Employee's Withholding Certificate

▶ **Complete Form W-4 so that your employer can withhold the correct federal income tax from your pay.**
 ▶ **Give Form W-4 to your employer.**
 ▶ **Your withholding is subject to review by the IRS.**

2020

Step 1:
Enter Personal Information

(a) First name and middle initial	Last name	(b) Social security number
Address		▶ Does your name match the name on your social security card? If not, to ensure you get credit for your earnings, contact SSA at 800-772-1213 or go to www.ssa.gov .
City or town, state, and ZIP code		
(c) <input type="checkbox"/> Single or Married filing separately		
<input type="checkbox"/> Married filing jointly (or Qualifying widow(er))		
<input type="checkbox"/> Head of household (Check only if you're unmarried and pay more than half the costs of keeping up a home for yourself and a qualifying individual.)		

Complete Steps 2–4 ONLY if they apply to you; otherwise, skip to Step 5. See page 2 for more information on each step, who can claim exemption from withholding, when to use the online estimator, and privacy.

Step 2:
Multiple Jobs or Spouse Works

Complete this step if you (1) hold more than one job at a time, or (2) are married filing jointly and your spouse also works. The correct amount of withholding depends on income earned from all of these jobs.

Do **only one** of the following.

- (a) Use the estimator at www.irs.gov/W4App for most accurate withholding for this step (and Steps 3–4); **or**
- (b) Use the Multiple Jobs Worksheet on page 3 and enter the result in Step 4(c) below for roughly accurate withholding; **or**
- (c) If there are only two jobs total, you may check this box. Do the same on Form W-4 for the other job. This option is accurate for jobs with similar pay; otherwise, more tax than necessary may be withheld ▶

TIP: To be accurate, submit a 2020 Form W-4 for all other jobs. If you (or your spouse) have self-employment income, including as an independent contractor, use the estimator.

Complete Steps 3–4(b) on Form W-4 for only ONE of these jobs. Leave those steps blank for the other jobs. (Your withholding will be most accurate if you complete Steps 3–4(b) on the Form W-4 for the highest paying job.)

Step 3:
Claim Dependents

If your income will be \$200,000 or less (\$400,000 or less if married filing jointly):		
Multiply the number of qualifying children under age 17 by \$2,000 ▶ \$	_____	
Multiply the number of other dependents by \$500 ▶ \$	_____	
Add the amounts above and enter the total here		3 \$

Step 4 (optional):
Other Adjustments

(a) Other income (not from jobs). If you want tax withheld for other income you expect this year that won't have withholding, enter the amount of other income here. This may include interest, dividends, and retirement income	4(a)	\$
(b) Deductions. If you expect to claim deductions other than the standard deduction and want to reduce your withholding, use the Deductions Worksheet on page 3 and enter the result here	4(b)	\$
(c) Extra withholding. Enter any additional tax you want withheld each pay period	4(c)	\$

Step 5:
Sign Here

Under penalties of perjury, I declare that this certificate, to the best of my knowledge and belief, is true, correct, and complete.

▶ _____ ▶ _____
Employee's signature (This form is not valid unless you sign it.) **Date**

Employers Only

Employer's name and address	First date of employment	Employer identification number (EIN)
Conejo Valley Unified School District 1400 E. Janss Road Thousand Oaks, CA 91362 Employer EDD Account #801-1445-7 * Contact Payroll Dept.: 805-498-4557		95-2868899

General Instructions

Future Developments

For the latest information about developments related to Form W-4, such as legislation enacted after it was published, go to www.irs.gov/FormW4.

Purpose of Form

Complete Form W-4 so that your employer can withhold the correct federal income tax from your pay. If too little is withheld, you will generally owe tax when you file your tax return and may owe a penalty. If too much is withheld, you will generally be due a refund. Complete a new Form W-4 when changes to your personal or financial situation would change the entries on the form. For more information on withholding and when you must furnish a new Form W-4, see Pub. 505.

Exemption from withholding. You may claim exemption from withholding for 2020 if you meet both of the following conditions: you had no federal income tax liability in 2019 and you expect to have no federal income tax liability in 2020. You had no federal income tax liability in 2019 if (1) your total tax on line 16 on your 2019 Form 1040 or 1040-SR is zero (or less than the sum of lines 18a, 18b, and 18c), or (2) you were not required to file a return because your income was below the filing threshold for your correct filing status. If you claim exemption, you will have no income tax withheld from your paycheck and may owe taxes and penalties when you file your 2020 tax return. To claim exemption from withholding, certify that you meet both of the conditions above by writing "Exempt" on Form W-4 in the space below Step 4(c). Then, complete Steps 1(a), 1(b), and 5. Do not complete any other steps. You will need to submit a new Form W-4 by February 16, 2021.

Your privacy. If you prefer to limit information provided in Steps 2 through 4, use the online estimator, which will also increase accuracy.

As an alternative to the estimator: if you have concerns with Step 2(c), you may choose Step 2(b); if you have concerns with Step 4(a), you may enter an additional amount you want withheld per pay period in Step 4(c). If this is the only job in your household, you may instead check the box in Step 2(c), which will increase your withholding and significantly reduce your paycheck (often by thousands of dollars over the year).

When to use the estimator. Consider using the estimator at www.irs.gov/W4App if you:

1. Expect to work only part of the year;
2. Have dividend or capital gain income, or are subject to additional taxes, such as the additional Medicare tax;
3. Have self-employment income (see below); or
4. Prefer the most accurate withholding for multiple job situations.

Self-employment. Generally, you will owe both income and self-employment taxes on any self-employment income you receive separate from the wages you receive as an employee. If you want to pay these taxes through withholding from your wages, use the estimator at www.irs.gov/W4App to figure the amount to have withheld.

Nonresident alien. If you're a nonresident alien, see Notice 1392, Supplemental Form W-4 Instructions for Nonresident Aliens, before completing this form.

Specific Instructions

Step 1(c). Check your anticipated filing status. This will determine the standard deduction and tax rates used to compute your withholding.

Step 2. Use this step if you (1) have more than one job at the same time, or (2) are married filing jointly and you and your spouse both work.

Option (a) most accurately calculates the additional tax you need to have withheld, while option (b) does so with a little less accuracy.

If you (and your spouse) have a total of only two jobs, you may instead check the box in option (c). The box must also be checked on the Form W-4 for the other job. If the box is checked, the standard deduction and tax brackets will be cut in half for each job to calculate withholding. This option is roughly accurate for jobs with similar pay; otherwise, more tax than necessary may be withheld, and this extra amount will be larger the greater the difference in pay is between the two jobs.



Multiple jobs. Complete Steps 3 through 4(b) on only one Form W-4. Withholding will be most accurate if you do this on the Form W-4 for the highest paying job.

Step 3. Step 3 of Form W-4 provides instructions for determining the amount of the child tax credit and the credit for other dependents that you may be able to claim when you file your tax return. To qualify for the child tax credit, the child must be under age 17 as of December 31, must be your dependent who generally lives with you for more than half the year, and must have the required social security number. You may be able to claim a credit for other dependents for whom a child tax credit can't be claimed, such as an older child or a qualifying relative. For additional eligibility requirements for these credits, see Pub. 972, Child Tax Credit and Credit for Other Dependents. You can also include **other tax credits** in this step, such as education tax credits and the foreign tax credit. To do so, add an estimate of the amount for the year to your credits for dependents and enter the total amount in Step 3. Including these credits will increase your paycheck and reduce the amount of any refund you may receive when you file your tax return.

Step 4 (optional).

Step 4(a). Enter in this step the total of your other estimated income for the year, if any. You shouldn't include income from any jobs or self-employment. If you complete Step 4(a), you likely won't have to make estimated tax payments for that income. If you prefer to pay estimated tax rather than having tax on other income withheld from your paycheck, see Form 1040-ES, Estimated Tax for Individuals.

Step 4(b). Enter in this step the amount from the Deductions Worksheet, line 5, if you expect to claim deductions other than the basic standard deduction on your 2020 tax return and want to reduce your withholding to account for these deductions. This includes both itemized deductions and other deductions such as for student loan interest and IRAs.

Step 4(c). Enter in this step any additional tax you want withheld from your pay **each pay period**, including any amounts from the Multiple Jobs Worksheet, line 4. Entering an amount here will reduce your paycheck and will either increase your refund or reduce any amount of tax that you owe.

Step 2(b) – Multiple Jobs Worksheet (Keep for your records.)



If you choose the option in Step 2(b) on Form W-4, complete this worksheet (which calculates the total extra tax for all jobs) on only ONE Form W-4. Withholding will be most accurate if you complete the worksheet and enter the result on the Form W-4 for the highest paying job.

Note: If more than one job has annual wages of more than \$120,000 or there are more than three jobs, see Pub. 505 for additional tables; or, you can use the online withholding estimator at www.irs.gov/W4App.

- 1 Two jobs. If you have two jobs or you're married filing jointly and you and your spouse each have one job, find the amount from the appropriate table on page 4. Using the "Higher Paying Job" row and the "Lower Paying Job" column, find the value at the intersection of the two household salaries and enter that value on line 1. Then, skip to line 3
2 Three jobs. If you and/or your spouse have three jobs at the same time, complete lines 2a, 2b, and 2c below. Otherwise, skip to line 3.
a Find the amount from the appropriate table on page 4 using the annual wages from the highest paying job in the "Higher Paying Job" row and the annual wages for your next highest paying job in the "Lower Paying Job" column. Find the value at the intersection of the two household salaries and enter that value on line 2a
b Add the annual wages of the two highest paying jobs from line 2a together and use the total as the wages in the "Higher Paying Job" row and use the annual wages for your third job in the "Lower Paying Job" column to find the amount from the appropriate table on page 4 and enter this amount on line 2b
c Add the amounts from lines 2a and 2b and enter the result on line 2c
3 Enter the number of pay periods per year for the highest paying job. For example, if that job pays weekly, enter 52; if it pays every other week, enter 26; if it pays monthly, enter 12, etc.
4 Divide the annual amount on line 1 or line 2c by the number of pay periods on line 3. Enter this amount here and in Step 4(c) of Form W-4 for the highest paying job (along with any other additional amount you want withheld)

Step 4(b) – Deductions Worksheet (Keep for your records.)



- 1 Enter an estimate of your 2020 itemized deductions (from Schedule A (Form 1040 or 1040-SR)). Such deductions may include qualifying home mortgage interest, charitable contributions, state and local taxes (up to \$10,000), and medical expenses in excess of 7.5% of your income
2 Enter: { \$24,800 if you're married filing jointly or qualifying widow(er); \$18,650 if you're head of household; \$12,400 if you're single or married filing separately }
3 If line 1 is greater than line 2, subtract line 2 from line 1. If line 2 is greater than line 1, enter "-0-"
4 Enter an estimate of your student loan interest, deductible IRA contributions, and certain other adjustments (from Part II of Schedule 1 (Form 1040 or 1040-SR)). See Pub. 505 for more information
5 Add lines 3 and 4. Enter the result here and in Step 4(b) of Form W-4

Privacy Act and Paperwork Reduction Act Notice. We ask for the information on this form to carry out the Internal Revenue laws of the United States. Internal Revenue Code sections 3402(f)(2) and 6109 and their regulations require you to provide this information; your employer uses it to determine your federal income tax withholding. Failure to provide a properly completed form will result in your being treated as a single person with no other entries on the form; providing fraudulent information may subject you to penalties. Routine uses of this information include giving it to the Department of Justice for civil and criminal litigation; to cities, states, the District of Columbia, and U.S. commonwealths and possessions for use in administering their tax laws; and to the Department of Health and Human Services for use in the National Directory of New Hires. We may also disclose this information to other countries under a tax treaty, to federal and state agencies to enforce federal nontax criminal laws, or to federal law enforcement and intelligence agencies to combat terrorism.

You are not required to provide the information requested on a form that is subject to the Paperwork Reduction Act unless the form displays a valid OMB control number. Books or records relating to a form or its instructions must be retained as long as their contents may become material in the administration of any Internal Revenue law. Generally, tax returns and return information are confidential, as required by Code section 6103.

The average time and expenses required to complete and file this form will vary depending on individual circumstances. For estimated averages, see the instructions for your income tax return.

If you have suggestions for making this form simpler, we would be happy to hear from you. See the instructions for your income tax return.

Married Filing Jointly or Qualifying Widow(er)

Higher Paying Job Annual Taxable Wage & Salary	Lower Paying Job Annual Taxable Wage & Salary											
	\$0 - 9,999	\$10,000 - 19,999	\$20,000 - 29,999	\$30,000 - 39,999	\$40,000 - 49,999	\$50,000 - 59,999	\$60,000 - 69,999	\$70,000 - 79,999	\$80,000 - 89,999	\$90,000 - 99,999	\$100,000 - 109,999	\$110,000 - 120,000
\$0 - 9,999	\$0	\$220	\$850	\$900	\$1,020	\$1,020	\$1,020	\$1,020	\$1,020	\$1,210	\$1,870	\$1,870
\$10,000 - 19,999	220	1,220	1,900	2,100	2,220	2,220	2,220	2,220	2,410	3,410	4,070	4,070
\$20,000 - 29,999	850	1,900	2,730	2,930	3,050	3,050	3,050	3,240	4,240	5,240	5,900	5,900
\$30,000 - 39,999	900	2,100	2,930	3,130	3,250	3,250	3,440	4,440	5,440	6,440	7,100	7,100
\$40,000 - 49,999	1,020	2,220	3,050	3,250	3,370	3,570	4,570	5,570	6,570	7,570	8,220	8,220
\$50,000 - 59,999	1,020	2,220	3,050	3,250	3,570	4,570	5,570	6,570	7,570	8,570	9,220	9,220
\$60,000 - 69,999	1,020	2,220	3,050	3,440	4,570	5,570	6,570	7,570	8,570	9,570	10,220	10,220
\$70,000 - 79,999	1,020	2,220	3,240	4,440	5,570	6,570	7,570	8,570	9,570	10,570	11,220	11,240
\$80,000 - 99,999	1,060	3,260	5,090	6,290	7,420	8,420	9,420	10,420	11,420	12,420	13,260	13,460
\$100,000 - 149,999	1,870	4,070	5,900	7,100	8,220	9,320	10,520	11,720	12,920	14,120	14,980	15,180
\$150,000 - 239,999	2,040	4,440	6,470	7,870	9,190	10,390	11,590	12,790	13,990	15,190	16,050	16,250
\$240,000 - 259,999	2,040	4,440	6,470	7,870	9,190	10,390	11,590	12,790	13,990	15,520	17,170	18,170
\$260,000 - 279,999	2,040	4,440	6,470	7,870	9,190	10,390	11,590	13,120	15,120	17,120	18,770	19,770
\$280,000 - 299,999	2,040	4,440	6,470	7,870	9,190	10,720	12,720	14,720	16,720	18,720	20,370	21,370
\$300,000 - 319,999	2,040	4,440	6,470	8,200	10,320	12,320	14,320	16,320	18,320	20,320	21,970	22,970
\$320,000 - 364,999	2,720	5,920	8,750	10,950	13,070	15,070	17,070	19,070	21,290	23,590	25,540	26,840
\$365,000 - 524,999	2,970	6,470	9,600	12,100	14,530	16,830	19,130	21,430	23,730	26,030	27,980	29,280
\$525,000 and over	3,140	6,840	10,170	12,870	15,500	18,000	20,500	23,000	25,500	28,000	30,150	31,650

Single or Married Filing Separately

Higher Paying Job Annual Taxable Wage & Salary	Lower Paying Job Annual Taxable Wage & Salary											
	\$0 - 9,999	\$10,000 - 19,999	\$20,000 - 29,999	\$30,000 - 39,999	\$40,000 - 49,999	\$50,000 - 59,999	\$60,000 - 69,999	\$70,000 - 79,999	\$80,000 - 89,999	\$90,000 - 99,999	\$100,000 - 109,999	\$110,000 - 120,000
\$0 - 9,999	\$460	\$940	\$1,020	\$1,020	\$1,470	\$1,870	\$1,870	\$1,870	\$1,870	\$2,040	\$2,040	\$2,040
\$10,000 - 19,999	940	1,530	1,610	2,060	3,060	3,460	3,460	3,460	3,640	3,830	3,830	3,830
\$20,000 - 29,999	1,020	1,610	2,130	3,130	4,130	4,540	4,540	4,720	4,920	5,110	5,110	5,110
\$30,000 - 39,999	1,020	2,060	3,130	4,130	5,130	5,540	5,720	5,920	6,120	6,310	6,310	6,310
\$40,000 - 59,999	1,870	3,460	4,540	5,540	6,690	7,290	7,490	7,690	7,890	8,080	8,080	8,080
\$60,000 - 79,999	1,870	3,460	4,690	5,890	7,090	7,690	7,890	8,090	8,290	8,480	9,260	10,060
\$80,000 - 99,999	2,020	3,810	5,090	6,290	7,490	8,090	8,290	8,490	9,470	10,460	11,260	12,060
\$100,000 - 124,999	2,040	3,830	5,110	6,310	7,510	8,430	9,430	10,430	11,430	12,420	13,520	14,620
\$125,000 - 149,999	2,040	3,830	5,110	7,030	9,030	10,430	11,430	12,580	13,880	15,170	16,270	17,370
\$150,000 - 174,999	2,360	4,950	7,030	9,030	11,030	12,730	14,030	15,330	16,630	17,920	19,020	20,120
\$175,000 - 199,999	2,720	5,310	7,540	9,840	12,140	13,840	15,140	16,440	17,740	19,030	20,130	21,230
\$200,000 - 249,999	2,970	5,860	8,240	10,540	12,840	14,540	15,840	17,140	18,440	19,730	20,830	21,930
\$250,000 - 399,999	2,970	5,860	8,240	10,540	12,840	14,540	15,840	17,140	18,440	19,730	20,830	21,930
\$400,000 - 449,999	2,970	5,860	8,240	10,540	12,840	14,540	15,840	17,140	18,450	19,940	21,240	22,540
\$450,000 and over	3,140	6,230	8,810	11,310	13,810	15,710	17,210	18,710	20,210	21,700	23,000	24,300

Head of Household

Higher Paying Job Annual Taxable Wage & Salary	Lower Paying Job Annual Taxable Wage & Salary											
	\$0 - 9,999	\$10,000 - 19,999	\$20,000 - 29,999	\$30,000 - 39,999	\$40,000 - 49,999	\$50,000 - 59,999	\$60,000 - 69,999	\$70,000 - 79,999	\$80,000 - 89,999	\$90,000 - 99,999	\$100,000 - 109,999	\$110,000 - 120,000
\$0 - 9,999	\$0	\$830	\$930	\$1,020	\$1,020	\$1,020	\$1,480	\$1,870	\$1,870	\$1,930	\$2,040	\$2,040
\$10,000 - 19,999	830	1,920	2,130	2,220	2,220	2,680	3,680	4,070	4,130	4,330	4,440	4,440
\$20,000 - 29,999	930	2,130	2,350	2,430	2,900	3,900	4,900	5,340	5,540	5,740	5,850	5,850
\$30,000 - 39,999	1,020	2,220	2,430	2,980	3,980	4,980	6,040	6,630	6,830	7,030	7,140	7,140
\$40,000 - 59,999	1,020	2,530	3,750	4,830	5,860	7,060	8,260	8,850	9,050	9,250	9,360	9,360
\$60,000 - 79,999	1,870	4,070	5,310	6,600	7,800	9,000	10,200	10,780	10,980	11,180	11,580	12,380
\$80,000 - 99,999	1,900	4,300	5,710	7,000	8,200	9,400	10,600	11,180	11,670	12,670	13,580	14,380
\$100,000 - 124,999	2,040	4,440	5,850	7,140	8,340	9,540	11,360	12,750	13,750	14,750	15,770	16,870
\$125,000 - 149,999	2,040	4,440	5,850	7,360	9,360	11,360	13,360	14,750	16,010	17,310	18,520	19,620
\$150,000 - 174,999	2,040	5,060	7,280	9,360	11,360	13,480	15,780	17,460	18,760	20,060	21,270	22,370
\$175,000 - 199,999	2,720	5,920	8,130	10,480	12,780	15,080	17,380	19,070	20,370	21,670	22,880	23,980
\$200,000 - 249,999	2,970	6,470	8,990	11,370	13,670	15,970	18,270	19,960	21,260	22,560	23,770	24,870
\$250,000 - 349,999	2,970	6,470	8,990	11,370	13,670	15,970	18,270	19,960	21,260	22,560	23,770	24,870
\$350,000 - 449,999	2,970	6,470	8,990	11,370	13,670	15,970	18,270	19,960	21,260	22,560	23,900	25,200
\$450,000 and over	3,140	6,840	9,560	12,140	14,640	17,140	19,640	21,530	23,030	24,530	25,940	27,240

EMPLOYEE'S WITHHOLDING ALLOWANCE CERTIFICATE

Complete this form so that your employer can withhold the correct California state income tax from your paycheck.

Enter Personal Information	
First, Middle, Last Name	Social Security Number
Address City, State, and ZIP Code	Filing Status SINGLE or MARRIED (with two or more incomes) MARRIED (one income) HEAD OF HOUSEHOLD

1. Total Number of Allowances you're claiming (Use Worksheet A for regular withholding allowances. Use other worksheets on the following pages as applicable, Worksheet A+B).
2. Additional amount, if any, you want withheld each pay period (if employer agrees), **(Worksheet B and C)**
OR

Exemption from Withholding

3. I claim exemption from withholding for 2020, and I certify I meet both of the conditions for exemption.
OR Write "Exempt" here
4. I certify under penalty of perjury that I am **not subject** to California withholding. I meet the conditions set forth under the Service Member Civil Relief Act, as amended by the Military Spouses Residency Relief Act. (Check box here)

Under the penalties of perjury, I certify that the number of withholding allowances claimed on this certificate does not exceed the number to which I am entitled or, if claiming exemption from withholding, that I am entitled to claim the exempt status.

Employee's Signature _____ Date _____

Employer's Section: Employer's Name and Address	California Employer Payroll Tax Account Number
--	--

PURPOSE: This certificate, DE 4, is for **California Personal Income Tax (PIT) withholding** purposes only. The DE 4 is used to compute the amount of taxes to be withheld from your wages, by your employer, to accurately reflect your state tax withholding obligation.

Beginning January 1, 2020, *Employee's Withholding Allowance Certificate* (Form W-4) from the Internal Revenue Service (IRS) will be used for federal income tax withholding **only**. You must file the state form *Employee's Withholding Allowance Certificate* (DE 4) to determine the appropriate California Personal Income Tax (PIT) withholding.

If you do not provide your employer with a withholding certificate, the employer must use Single with Zero withholding allowance.

CHECK YOUR WITHHOLDING: After your DE 4 takes effect, compare the state income tax withheld with your estimated total annual tax. For state withholding, use the worksheets on this form.

EXEMPTION FROM WITHHOLDING: If you wish to claim exempt, complete the federal Form W-4 and the state DE 4. You may claim exempt from withholding California income tax if you meet both of the following conditions for exemption:

1. You did not owe any federal/state income tax last year, and
2. You do not expect to owe any federal/state income tax this year. The exemption is good for one year.

If you continue to qualify for the exempt filing status, a new DE 4 designating EXEMPT must be submitted by February 15 each year to continue your exemption. If you are not having federal/state income tax withheld this year but expect to have a tax liability next year, you are required to give your employer a new DE 4 by December 1.

Member Service Civil Relief Act: Under this act, as amended by the Military Spouses Residency Relief Act, you may be exempt from California income tax on your wages if

- (i) your spouse is a member of the armed forces present in California in compliance with military orders;
- (ii) you are present in California solely to be with your spouse; and
- (iii) you maintain your domicile in another state.

If you claim exemption under **this** act, **check the box on Line 4**. You may be required to provide proof of exemption upon request.

The [California Employer's Guide \(DE 44\) \(PDF, 2.4 MB\)](http://edd.ca.gov/pdf_pub_ctr/de44.pdf) (edd.ca.gov/pdf_pub_ctr/de44.pdf) provides the income tax withholding tables. This publication may be found by visiting [Forms and Publications](http://edd.ca.gov/Payroll_Taxes/Forms_and_Publications) (edd.ca.gov/Payroll_Taxes/Forms_and_Publications). To assist you in calculating your tax liability, please visit the [Franchise Tax Board \(FTB\)](http://ftb.ca.gov) (ftb.ca.gov).

If you need information on your last California Resident Income Tax Return (FTB Form 540), visit the [Franchise Tax Board \(FTB\)](http://ftb.ca.gov) (ftb.ca.gov).

NOTIFICATION: The burden of proof rests with the employee to show the correct California income tax withholding. Pursuant to section 4340-1(e) of [Title 22, California Code of Regulations \(CCR\)](#), the FTB or the EDD may, by special direction in writing, require an employer to submit a Form W-4 or DE 4 when such forms are necessary for the administration of the withholding tax programs.

PENALTY: You may be fined \$500 if you file, with no reasonable basis, a DE 4 that results in less tax being withheld than is properly allowable. In addition, criminal penalties apply for willfully supplying false or fraudulent information or failing to supply information requiring an increase in withholding. This is provided by section 13101 of the [California Unemployment Insurance Code](#) and section 19176 of the [Revenue and Taxation Code](#).

WORKSHEETS

INSTRUCTIONS — 1 — ALLOWANCES*

When determining your withholding allowances, you must consider your personal situation:

- Do you claim allowances for dependents or blindness?
- Will you itemize your deductions?
- Do you have more than one income coming into the household?

TWO-EARNERS/MULTIPLE INCOMES: When earnings are derived from more than one source, under-withholding may occur. If you have a working spouse or more than one job, it is best to check the box "SINGLE or MARRIED (with two or more incomes)." Figure the total number of allowances you are entitled to claim on all jobs using only one DE 4 form. Claim allowances with **one** employer.

Do **not** claim the same allowances with more than one employer. Your withholding will usually be most accurate when all allowances are claimed on the DE 4 filed for the highest paying job and zero allowances are claimed for the others.

MARRIED BUT NOT LIVING WITH YOUR SPOUSE: You may check the "Head of Household" marital status box if you meet all of the following tests:

- (1) Your spouse will not live with you **at any time** during the year;
- (2) You will furnish over half of the cost of maintaining a home for the entire year for yourself and your child or stepchild who qualifies as your dependent; **and**
- (3) You will file a separate return for the year.

HEAD OF HOUSEHOLD: To qualify, you must be unmarried or legally separated from your spouse and pay more than 50% of the costs of maintaining a home for the **entire** year for yourself and your dependent(s) or other qualifying individuals. Cost of maintaining the home includes such items as rent, property insurance, property taxes, mortgage interest, repairs, utilities, and cost of food. It does not include the individual's personal expenses or any amount which represents value of services performed by a member of the household of the taxpayer.

WORKSHEET A

REGULAR WITHHOLDING ALLOWANCES

- | | |
|--|-----|
| (A) Allowance for yourself — enter 1 | (A) |
| (B) Allowance for your spouse (if not separately claimed by your spouse) — enter 1 | (B) |
| (C) Allowance for blindness — yourself — enter 1 | (C) |
| (D) Allowance for blindness — your spouse (if not separately claimed by your spouse) — enter 1 | (D) |
| (E) Allowance(s) for dependent(s) — do not include yourself or your spouse | (E) |
| (F) Total — add lines (A) through (E) above and enter on line 1 of the DE 4 | (F) |

INSTRUCTIONS — 2 — (OPTIONAL) ADDITIONAL WITHHOLDING ALLOWANCES

If you expect to itemize deductions on your California income tax return, you can claim additional withholding allowances. Use Worksheet B to determine whether your expected estimated deductions may entitle you to claim **one or more additional** withholding allowances. Use last year's FTB Form 540 as a model to calculate this year's withholding amounts.

Do not include deferred compensation, qualified pension payments, or flexible benefits, etc., that are deducted from your gross pay but are not taxed on this worksheet.

You may reduce the amount of tax withheld from your wages by claiming one additional withholding allowance for each \$1,000, or fraction of \$1,000, by which you expect your estimated deductions for the year to exceed your allowable standard deduction.

WORKSHEET B

ESTIMATED DEDUCTIONS

Use this worksheet **only** if you plan to itemize deductions, claim certain adjustments to income, or have a large amount of nonwage income not subject to withholding.

- | | |
|---|------|
| 1. Enter an estimate of your itemized deductions for California taxes for this tax year as listed in the schedules in the FTB Form 540 | 1. |
| 2. Enter \$9,074 if married filing joint with two or more allowances, unmarried head of household, or qualifying widow(er) with dependent(s) or \$4,537 if single or married filing separately, dual income married, or married with multiple employers | – 2. |
| 3. Subtract line 2 from line 1, enter difference | = 3. |
| 4. Enter an estimate of your adjustments to income (alimony payments, IRA deposits) | + 4. |
| 5. Add line 4 to line 3, enter sum | = 5. |
| 6. Enter an estimate of your nonwage income (dividends, interest income, alimony receipts) | – 6. |
| 7. If line 5 is greater than line 6 (if less, see below [go to line 9]);
Subtract line 6 from line 5, enter difference | = 7. |
| 8. Divide the amount on line 7 by \$1,000, round any fraction to the nearest whole number
Add this number to Line F of Worksheet A and enter it on line 1 of the DE 4. Complete Worksheet C, if needed, otherwise stop here . | 8. |
| 9. If line 6 is greater than line 5;
Enter amount from line 6 (nonwage income) | 9. |
| 10. Enter amount from line 5 (deductions) | 10. |
| 11. Subtract line 10 from line 9, enter difference | 11. |

Complete Worksheet C

*Wages paid to registered domestic partners will be treated the same for state income tax purposes as wages paid to spouses for California PIT withholding and PIT wages. This law does not impact federal income tax law. A registered domestic partner means an individual partner in a domestic partner relationship within the meaning of section 297 of the Family Code. For more information, please call our Taxpayer Assistance Center at 1-888-745-3886.

1. Enter estimate of total wages for tax year 2020. 1.
2. Enter estimate of nonwage income (line 6 of Worksheet B). 2.
3. Add line 1 and line 2. Enter sum. 3.
4. Enter itemized deductions or standard deduction (line 1 or 2 of Worksheet B, whichever is largest). 4.
5. Enter adjustments to income (line 4 of Worksheet B). 5.
6. Add line 4 and line 5. Enter sum. 6.
7. Subtract line 6 from line 3. Enter difference. 7.
8. Figure your tax liability for the amount on line 7 by using the 2020 tax rate schedules below. 8.
9. Enter personal exemptions (line F of Worksheet A x \$134.20). 9.
10. Subtract line 9 from line 8. Enter difference. 10.
11. Enter any tax credits. (See FTB Form 540). 11.
12. Subtract line 11 from line 10. Enter difference. This is your total tax liability. 12.
13. Calculate the tax withheld and estimated to be withheld during 2020. Contact your employer to request the amount that will be withheld on your wages based on the marital status and number of withholding allowances you will claim for 2020. Multiply the estimated amount to be withheld by the number of pay periods left in the year. Add the total to the amount already withheld for 2020. 13.
14. Subtract line 13 from line 12. Enter difference. If this is less than zero, you do not need to have additional taxes withheld. 14.
15. Divide line 14 by the number of pay periods remaining in the year. Enter this figure on line 2 of the DE 4. 15.

NOTE: Your employer is not required to withhold the additional amount requested on line 2 of your DE 4. If your employer does not agree to withhold the additional amount, you may increase your withholdings as much as possible by using the "single" status with "zero" allowances. If the amount withheld still results in an underpayment of state income taxes, you may need to file quarterly estimates on Form 540-ES with the FTB to avoid a penalty.

THESE TABLES ARE FOR CALCULATING WORKSHEET C AND FOR 2020 ONLY

**SINGLE PERSONS, DUAL INCOME
MARRIED WITH MULTIPLE EMPLOYERS**

IF THE TAXABLE INCOME IS		COMPUTED TAX IS		
OVER	BUT NOT OVER	OF AMOUNT OVER...		PLUS
\$0	\$8,809	1.100%	\$0	\$0.00
\$8,809	\$20,883	2.200%	\$8,809	\$96.90
\$20,883	\$32,960	4.400%	\$20,883	\$362.53
\$32,960	\$45,753	6.600%	\$32,960	\$893.92
\$45,753	\$57,824	8.800%	\$45,753	\$1,738.26
\$57,824	\$295,373	10.230%	\$57,824	\$2,800.51
\$295,373	\$354,445	11.330%	\$295,373	\$27,101.77
\$354,445	\$590,742	12.430%	\$354,445	\$33,794.63
\$590,742	\$1,000,000	13.530%	\$590,742	\$63,166.35
\$1,000,000	and over	14.630%	\$1,000,000	\$118,538.96

MARRIED PERSONS

IF THE TAXABLE INCOME IS		COMPUTED TAX IS		
OVER	BUT NOT OVER	OF AMOUNT OVER...		PLUS
\$0	\$17,618	1.100%	\$0	\$0.00
\$17,618	\$41,766	2.200%	\$17,618	\$193.80
\$41,766	\$65,920	4.400%	\$41,766	\$725.06
\$65,920	\$91,506	6.600%	\$65,920	\$1,787.84
\$91,506	\$115,648	8.800%	\$91,506	\$3,476.52
\$115,648	\$590,746	10.230%	\$115,648	\$5,601.02
\$590,746	\$708,890	11.330%	\$590,746	\$54,203.55
\$708,890	\$1,000,000	12.430%	\$708,890	\$67,589.27
\$1,000,000	\$1,181,484	13.530%	\$1,000,000	\$103,774.24
\$1,181,484	and over	14.630%	\$1,181,484	\$128,329.03

UNMARRIED HEAD OF HOUSEHOLD

IF THE TAXABLE INCOME IS		COMPUTED TAX IS		
OVER	BUT NOT OVER	OF AMOUNT OVER...		PLUS
\$0	\$17,629	1.100%	\$0	\$0.00
\$17,629	\$41,768	2.200%	\$17,629	\$193.92
\$41,768	\$53,843	4.400%	\$41,768	\$724.98
\$53,843	\$66,636	6.600%	\$53,843	\$1,256.28
\$66,636	\$78,710	8.800%	\$66,636	\$2,100.62
\$78,710	\$401,705	10.230%	\$78,710	\$3,163.13
\$401,705	\$482,047	11.330%	\$401,705	\$36,205.52
\$482,047	\$803,410	12.430%	\$482,047	\$45,308.27
\$803,410	\$1,000,000	13.530%	\$803,410	\$85,253.69
\$1,000,000	and over	14.630%	\$1,000,000	\$111,852.32

If you need information on your last California Resident Income Tax Return, FTB Form 540, visit [Franchise Tax Board \(FTB\)](http://ftb.ca.gov) (ftb.ca.gov).

The DE 4 information is collected for purposes of administering the PIT law and under the authority of Title 22, CCR, section 4340-1, and the California Revenue and Taxation Code, including section 18624. The Information Practices Act of 1977 requires that individuals be notified of how information they provide may be used. Further information is contained in the instructions that came with your last California resident income tax return.

RETIREMENT SYSTEM STATUS QUESTIONNAIRE

Social Security Number	Last Name	First	Middle	Birth Date

Are you currently or have you ever been a member of the Public Employees' Retirement System (**CalPERS**)? **

Yes No Retired, drawing a pension Inactive, funds remain on account Inactive, funds withdrawn

If yes: Name of Employer (s): _____ Years of Service Credit _____

Are you still working for this employer? Yes No If yes: Full-Time Part-Time

** If you have reciprocal rights with another agency, please complete the Member Reciprocal Self-Certification Form

Are you currently or have you ever been a member of the State Teachers' Retirement System (**CalSTRS**) *Defined Benefit Plan* ?

Yes No Retired, drawing a pension Inactive, funds remain on account Inactive, funds withdrawn

If yes: Name of Employer (s): _____ Years of Service Credit _____

Are you still working for this employer? Yes No If yes: Full-Time Part-Time

Are you currently or have you ever been a member from another retirement system other than CalSTRS or CalPERS? Yes No

If yes: Name of Retirement Plan (s): _____ Separation Date: _____

Are you currently employed in another school district in Ventura County? Yes No

If yes, Name of district(s): _____

Date _____ Signature _____

EMPLOYER USE ONLY

District Name **618 Conejo Valley Unified** Hire Date _____

Position Status: F/T P/T Sub

Position Designation: Classified Certificated Timecard Assignment

Position Title: _____

CalPERS Member Date: _____ NonMember: Yes

CalSTRS Member Date: _____ NonMember: Yes

Statement Concerning Your Employment in a Job Not Covered by Social Security

Employee Name _____

Employee ID# _____

Employer Name Conejo Valley USD

Employer ID# 95-2868899

Your earnings from this job are not covered under Social Security. When you retire, or if you become disabled, you may receive a pension based on earnings from this job. If you do, and you are also entitled to a benefit from Social Security based on either your own work or the work of your husband or wife, or former husband or wife, your pension may affect the amount of the Social Security benefit you receive. Your Medicare benefits, however, will not be affected. Under the Social Security law, there are two ways your Social Security benefit amount may be affected.

Windfall Elimination Provision

Under the Windfall Elimination Provision, your Social Security retirement or disability benefit is figured using a modified formula when you are also entitled to a pension from a job where you did not pay Social Security tax. As a result, you will receive a lower Social Security benefit than if you were not entitled to a pension from this job. For example, if you are age 62 in 2013, the maximum monthly reduction in your Social Security benefit as a result of this provision is \$395.50. This amount is updated annually. This provision reduces, but does not totally eliminate, your Social Security benefit. For additional information, please refer to Social Security Publication, "Windfall Elimination Provision."

Government Pension Offset Provision

Under the Government Pension Offset Provision, any Social Security spouse or widow(er) benefit to which you become entitled will be offset if you also receive a Federal, State or local government pension based on work where you did not pay Social Security tax. The offset reduces the amount of your Social Security spouse or widow(er) benefit by two-thirds of the amount of your pension.

For example, if you get a monthly pension of \$600 based on earnings that are not covered under Social Security, two-thirds of that amount, \$400, is used to offset your Social Security spouse or widow(er) benefit. If you are eligible for a \$500 widow(er) benefit, you will receive \$100 per month from Social Security (\$500 - \$400=\$100). Even if your pension is high enough to totally offset your spouse or widow(er) Social Security benefit, you are still eligible for Medicare at age 65. For additional information, please refer to Social Security Publication, "Government Pension Offset."

For More Information

Social Security publications and additional information, including information about exceptions to each provision, are available at www.socialsecurity.gov. You may also call toll free 1-800-772-1213, or for the deaf or hard of hearing call the TTY number 1-800-325-0778, or contact your local Social Security office.

I certify that I have received Form SSA-1945 that contains information about the possible effects of the Windfall Elimination Provision and the Government Pension Offset Provision on my potential future Social Security Benefits.

Signature of Employee _____

Date _____

Information about Social Security Form SSA-1945 Statement Concerning Your Employment in a Job Not Covered by Social Security

New legislation [Section 419(c) of Public Law 108-203, the Social Security Protection Act of 2004] requires State and local government employers to provide a statement to employees hired January 1, 2005 or later in a job not covered under Social Security. The statement explains how a pension from that job could affect future Social Security benefits to which they may become entitled.

Form SSA-1945, **Statement Concerning Your Employment in a Job Not Covered by Social Security**, is the document that employers should use to meet the requirements of the law. The SSA-1945 explains the potential effects of two provisions in the Social Security law for workers who also receive a pension based on their work in a job not covered by Social Security. The Windfall Elimination Provision can affect the amount of a worker's Social Security retirement or disability benefit. The Government Pension Offset Provision can affect a Social Security benefit received as a spouse, surviving spouse, or an ex-spouse.

Employers must:

- Give the statement to the employee prior to the start of employment;
- Get the employee's signature on the form; and
- Submit a copy of the signed form to the pension paying agency.

Social Security will not be setting any additional guidelines for the use of this form.

Copies of the SSA-1945 are available online at the Social Security website, www.socialsecurity.gov/online/ssa-1945.pdf. Paper copies can be requested by email at ofsm.oswm.rqct.orders@ssa.gov or by fax at 410-965-2037. The request must include the name, complete address and telephone number of the employer. Forms will not be sent to a post office box. Also, if appropriate, include the name of the person to whom the forms are to be delivered. The forms are available in packages of 25. Please refer to Inventory Control Number (ICN) 276950 when ordering.



California Public Employees' Retirement System
P.O. Box 942709 Sacramento, CA 94229-2709
888 CalPERS (or 888-225-7377)
TTY: (877) 249-7442 | Fax: (916) 795-4166
www.calpers.ca.gov

Employer Account Management Division

Dear Member,

The California Public Employees' Retirement System (CalPERS) requires all members hired after January 1, 2013 complete the **Reciprocal Self-Certification Form (PERS-EAMD-801)** to provide essential information that will be used by your employer to enroll you in CalPERS membership.

This form obtains information regarding your membership in other qualifying public retirement systems and *must be returned to your employer within 10 business days of receipt*. Use the instructions provided on the back of the form and reference the List of Qualifying Public Retirement Systems for assistance. Information regarding your membership in a defined benefit plan for any of the listed qualifying public retirement system must be provided. **However, information related to CalPERS membership should not be included when completing this form, as this data is already stored in the CalPERS system.**

It is your responsibility to ensure the accuracy and completeness of the information you provide. Inaccurate information may result in adjustments to your account which could lead to adverse impacts such as incurring financial obligations that you and your employer will be responsible to fulfill.

For more information regarding the **Reciprocal Self-Certification Form**, please visit our website at www.calpers.ca.gov.

Please note: The completion of the **Reciprocal Self-Certification Form** does not establish [reciprocity](#), nor is it a request to establish reciprocity. To request that reciprocity be established, download the **When You Change Retirement Systems (PUB 16)** publication to obtain the **Confirmation of Intent to Establish Reciprocity When Changing Retirement Systems (PERS-CASD-255)** form. This publication is available at www.calpers.ca.gov.

Sincerely,

Membership Services

Enclosures: List of Qualifying Public Retirement Systems in California, **Reciprocal Self-Certification Form**, and Directions for Completing Reciprocal Self-Certification Form

List of Qualifying Public Retirement Systems in California

Name of Public Retirement System	Qualifications:
Alameda County Employees' Retirement Association [^]	
City and County of San Francisco Employees' Retirement System*	
City of Concord Retirement System*	
City of Costa Mesa Public Retirement System*	Safety only
City of Fresno Retirement System	
City of Pasadena Fire and Police Retirement System	Fire and police only
City of San Clemente*	Non-safety (miscellaneous) only
Contra Costa County Employees' Retirement Association [^]	
Contra Costa Water District	
East Bay Municipal Utility District	
East Bay Regional Park District	Safety only
Fresno County Employees' Retirement Association [^]	
Imperial County Employees' Retirement Association [^]	
Judges Retirement System II	
Kern County Employees' Retirement System [^]	
Legislators' Retirement System	
Los Angeles City Employees' Retirement System	Non-safety (miscellaneous) only; L.A. Fire and Police Pension System and L.A. Water and Power Employees' Retirement System not eligible
Los Angeles County Employees' Retirement Association [^]	
Los Angeles County Metropolitan Transportation Authority	Non-contract Employees' Retirement Income Plan, formerly Southern California Rapid Transit District
Marin County Employees' Retirement Association [^]	
Mendocino County Employees' Retirement Association [^]	
Merced County Employees' Retirement Association [^]	
Oakland Municipal Employees' Retirement System (City of Oakland)	Non-safety (miscellaneous) only
Orange County Employees' Retirement System [^]	
Sacramento City Employees' Retirement System*	
Sacramento County Employees' Retirement System [^]	Defined benefit plan only; cash balance plans not eligible
San Bernardino County Retirement Association [^]	
San Diego City Employees' Retirement System	Defined benefit plan only; cash balance plans not eligible
San Diego County Employees' Retirement Association [^]	
San Joaquin County Employees' Retirement Association [^]	
San Jose Federated City Employees' Retirement System	
San Luis Obispo County Pension Trust	
San Mateo County Employees' Retirement Association [^]	
Santa Barbara County Employees' Retirement System [^]	
Sonoma County Employees' Retirement Association [^]	
Stanislaus County Employees' Retirement Association [^]	
State Teachers' Retirement System	Defined benefit plan only; cash balance plans not eligible
Tulare County Employees' Retirement Association [^]	
University of California Retirement Program	Defined benefit plan only; cash balance plans not eligible
Ventura County Employees' Retirement Association [^]	
*= ^{Also} CalPERS-covered agency	[^] =1937 Act Counties



Reciprocal Self-Certification Form

*Complete the following information and return this form to your personnel office **within 10 business days**. To ensure this form is completed correctly, please reference the enclosed List of Qualifying Public Retirement Systems and instructions.*

Section 1. Member Information	
Member Name:	(Last) (First) (Middle)
Date of Birth:	CalPERS ID:
Membership Status in Qualifying Public Retirement Systems: <input type="checkbox"/> I have not been a member of a qualifying public retirement system in California. (skip to section 3) <input type="checkbox"/> I have membership in a defined benefit plan under a qualifying public retirement system in California other than CalPERS. (complete section 2 with membership information for each qualifying public retirement system)	

Section 2. Qualifying Reciprocal Membership Information			
Name of Most Recent Public Retirement System:	Membership Date: / /	Separation Date*: / /	<input type="checkbox"/> Retired* or <input type="checkbox"/> Refunded* Date: / /
Name of Prior Public Retirement System:	Membership Date: / /	Separation Date*: / /	<input type="checkbox"/> Retired* or <input type="checkbox"/> Refunded* Date: / /
Name of Prior Public Retirement System:	Membership Date: / /	Separation Date*: / /	<input type="checkbox"/> Retired* or <input type="checkbox"/> Refunded* Date: / /

**Please provide dates, if applicable. Not all sections may be applicable for each Public Retirement System.*

Section 3. Sign and Certify	
I understand that by accepting employment in a qualified public retirement system, I am subject to the applicable laws and regulations of that system. I also understand that completing this form is not a request to establish reciprocity.	
I hereby certify that the foregoing information has been verified with the qualifying public retirement system as true and correct and any information found to be incorrect may require corrections to my CalPERS account including, but not limited to, my retirement enrollment level and adjustments to my member contributions. CalPERS may make any necessary corrections to my account to ensure I am properly enrolled and eligible to receive the correct retirement benefits.	
<i>Member Signature:</i>	<i>Date:</i>

Section 4. To Be Completed by Employer Only	
Name of CalPERS Agency: Conejo Valley Unified School District (618)	
CalPERS Business Partner ID:	Member's Enrollment Eligibility Date:
Designee of Employer: (print name)	Designees' Title:
<i>Designee Signature:</i>	<i>Date:</i>
The employer must retain this form in the member's file for auditing purposes.	
<i>For more direction regarding how to process the Reciprocal Self-Certification Form, please refer to our employer reference guides.</i>	

Instructions for Completing the Reciprocal Self-Certification Form

<p>Section 1. Member Information</p>	<ul style="list-style-type: none"> • Complete the required fields with your name, date of birth, and CalPERS ID. • Check one of the appropriate boxes to indicate if you have had membership in a defined benefit plan in one of the qualifying public retirement systems named on the enclosed list. <ul style="list-style-type: none"> – If you have not been a member of any of the qualifying public retirement systems, mark the first box and skip to section 3. – If you have membership in a defined benefit plan of any of the qualifying public retirement systems on the enclosed list, mark the second box and continue to section 2. – This form is to obtain information regarding your membership in <u>other</u> qualifying public retirement systems; do not include CalPERS membership on this form.
<p>Section 2. Qualifying Reciprocal Membership Information</p>	<ul style="list-style-type: none"> • In the first column, titled “Name of Public Retirement System,” list the name of any qualifying public retirement systems you are a member of a defined benefit plan. <ul style="list-style-type: none"> – If you are a member of multiple qualifying public retirement systems, please provide the name of each system beginning with the most recent in descending order. – Please reference the enclosed List of Qualifying Public Retirement Systems in California. Only systems named on this list should be provided on the Reciprocal Self-Certification Form. • In the second column, titled “Membership Date,” list your membership date in the qualifying public retirement system. <ul style="list-style-type: none"> – You must provide a full date, including month, date, and year, which corresponds to each qualifying public retirement system listed. – If you are unsure of your membership date, please contact the qualifying public retirement system to confirm information prior to completing the form. • In the third column, titled “Separation Date,” list your separation date from the qualifying public retirement system. <ul style="list-style-type: none"> – This section may not be applicable for all qualifying public retirement systems. If you have not separated from the qualifying public retirement system, leave this field blank. – If you have separated from the qualifying public retirement system, you must provide a full date including month, date, and year. – If you are unsure of your separation date, please contact the qualifying public retirement system to confirm information prior to completing the form. • In the fourth column, titled “Retired or Refunded,” indicate if you have retired or refunded from the qualifying public retirement system. <ul style="list-style-type: none"> – This section may not be applicable for all qualifying public retirement systems. If you have not retired or refunded from the qualifying public retirement system, leave this field blank. – If you have retired or refunded from the qualifying public retirement system, mark the appropriate box and provide a full date including month, date, and year. – Retired: You have separated from the qualifying public retirement system and receive a monthly retirement allowance. – Refunded: You have terminated your membership in the qualifying public retirement system by withdrawing your contributions.
<p>Section 3. Sign and Certify</p>	<ul style="list-style-type: none"> • Please read the statement. Then, sign your name and date the document before returning it to your personnel office.

Privacy Notice

The privacy of personal information is of the utmost importance to CalPERS. The following information is provided to you in compliance with the Information Practices Act of 1977 and the Federal Privacy Act of 1974.

Information Purpose

The information requested is collected pursuant to the Government Code (sections 20000 et seq.) and will be used for administration of Board duties under the Retirement Law, the Social Security Act, and the Public Employees' Medical and Hospital Care Act, as the case may be. Submission of the requested information is mandatory. Failure to comply may result in CalPERS being unable to perform its functions regarding your status.

Please do not include information that is not requested.

Social Security Numbers

Social Security numbers are collected on a mandatory and voluntary basis. If this is CalPERS' first request for disclosure of your Social Security number, then disclosure is mandatory. If your Social Security number has already been provided, disclosure is voluntary. Due to the use of Social Security numbers by other agencies for identification purposes, we may be unable to verify eligibility for benefits without the number.

Social Security numbers are used for the following purposes:

1. Enrollee identification
2. Payroll deduction/state contributions
3. Billing of contracting agencies for employee/ employer contributions
4. Reports to CalPERS and other state agencies
5. Coordination of benefits among carriers
6. Resolving member appeals, complaints, or grievances with health plan carriers

Information Disclosure

Portions of this information may be transferred to other state agencies (such as your employer), physicians, and insurance carriers, but only in strict accordance with current statutes regarding confidentiality.

Your Rights

You have the right to review your membership files maintained by the System. For questions about this notice, our Privacy Policy, or your rights, please write to the CalPERS Privacy Officer at 400 Q Street, Sacramento, CA 95811 or call us at **888 CalPERS** (or **888-225-7377**).



NOTICE OF EXCLUSION FROM CalPERS MEMBERSHIP FOR STATE AGENCIES

1. SOCIAL SECURITY NUMBER	Your employer is legislatively mandated to provide an employee benefit package which includes service retirement, death, and disability benefits through the California Public Employees' Retirement System.		
2. CURRENT NAME	(LAST)	(MIDDLE)	(FIRST)
3. NAME OF DEPARTMENT		4. JOB OR POSITION TITLE	
5. TERM OF APPOINTMENT	6. IF TEMPORARY, ENTER NEAREST NUMBER OF WHOLE MONTHS THE APPOINTMENT IS EXPECTED TO LAST.		7. APPOINTMENT DATE
<input type="checkbox"/> PERMANENT <input type="checkbox"/> TEMPORARY	MONTHS		MM DD YYYY
8. TIME BASE			
<input type="checkbox"/> FULL-TIME <input type="checkbox"/> INDETERMINATE <input type="checkbox"/> PART-TIME IF PART TIME, ENTER THE FRACTION OF FULL TIME:			

In your present position with this agency, you are excluded from CalPERS membership because:

- 1. Your full-time seasonal or limited term appointment is limited to 6 months or less.
- 2. Your part-time appointment is limited to less than an average of 20 hours per week for less than one year.
- 3. Your appointment is an on-call, intermittent, emergency, substitute, or other irregular basis which excludes you from membership until you have worked 1,000 hours (or 125 days if paid on per diem basis) this fiscal year.
- 4. Your position is excluded by law.
- 5. You are an independent contractor (Personal Services Contract).

NOTE: If you are a member of CalPERS by previous employment (either you have funds on deposit or service credit), exclusions 1, 2, and 3 do not apply to you and you should be a member in your present position. Be sure to notify your employer to complete a Personnel Action Request (PAR) transaction to report your employment to CalPERS.

If you believe that your employment does qualify you for CalPERS membership, ask your employer for an explanation. If you still have doubts, you may appeal directly to CalPERS by sending a letter to the Actuarial & Employer Services Branch, Member Transaction Unit, at P.O. Box 942709, Sacramento, CA 94229-2709, stating the reasons why you feel you should be a member.

SIGNATURE OF CERTIFYING OFFICER	TITLE	DATE
SIGNATURE OF EMPLOYEE		DATE

NOTE: Benefits provided by CalPERS are described in the CalPERS "State Member Benefits" information booklet available from your employer.



Accumulation Program for Part-time and Limited-service Employees
Acknowledgement and Designation of Beneficiary Form

Employer: Conejo Valley Unified School District
New Enrollment Address Change Beneficiary Change
Name Change - Please insert former name here and fill in new name below. You must provide documentation of proof of name change (ie. Copy of Social Security Card, etc.).

Participant Information (please print legibly)

Name: Social Security #: Date of Birth: Male/Female
(Last, First)

Address: (Street / PO Box) (Apt. #) (City, State Zip)

Daytime Phone: Evening Phone: Email:

Beneficiary Designations If you need more space than provided below, please attach an additional page.

Check one: I am married and designate the following person(s) to receive death benefits from the Plan.
I am single and designate the following person(s) to receive death benefits from the Plan.
Primary Beneficiary Name: Social Security #: Date of Birth:
Address: Relationship: Percent:
Contingent Beneficiary Name: Social Security #: Date of Birth:
Address: Relationship: Percent:
SPOUSAL CONSENT
I consent to this designation that eliminates all or part of the benefits otherwise payable to me from the plan if my spouse dies.
Spouse Consent Signature Date Notary Public or Employer

A \$0.75 monthly fee will be applied to inactive participant account balances. Inactive participants are those participants who have not made a contribution to the plan for one year, are no longer employed with this Employer, and who could, at any time, request a distribution of their account balance. Effective April 1, 2015, the administrative fee will increase nominally to \$1.00 per month for these inactive participants.

Statement Concerning Your Employment in a Job Not Covered by Social Security

Your earnings from this job are not covered under Social Security. When you retire, or if you become disabled, you may receive a pension based on earnings from this job. If you do, and you are also entitled to a benefit from Social Security based on either your own work or the work of your husband or wife, or former husband or wife, your pension may affect the amount of the Social Security benefit you receive. Your Medicare benefits, however, will not be affected. Under the Social Security law, there are two ways your Social Security benefit amount may be affected.

Windfall Elimination Provision

Under the Windfall Elimination Provision, your Social Security retirement or disability benefit is figured using a modified formula when you are also entitled to a pension from a job where you did not pay Social Security tax. As a result, you will receive a lower Social Security benefit than if you were not entitled to a pension from this job. For example, if you are age 62 in 2005, the maximum monthly reduction in your Social Security benefit as a result of this provision is \$313.50. This amount is updated annually. This provision reduces, but does not totally eliminate, your Social Security benefit. For additional information, please refer to Social Security Publication, "Windfall Elimination Provision."

Government Pension Offset Provision

Under the Government Pension Offset Provision, any Social Security spouse or widow(er) benefit to which you become entitled will be offset if you also receive a Federal, State or local government pension based on work where you did not pay Social Security tax. The offset reduces the amount of your Social Security spouse or widow(er) benefit by two-thirds of the amount of your pension.

For example, if you get a monthly pension of \$600 based on earnings that are not covered under Social Security, two-thirds of that amount, \$400, is used to offset your Social Security spouse or widow(er) benefit. If you are eligible for a \$500 widow(er) benefit, you will receive \$100 per month from Social Security (\$500-\$400=\$100). Even if your pension is high enough to totally offset your spouse or widow(er) Social Security benefit, you are still eligible for Medicare at age 65. For additional information, please refer to Social Security Publication, "Government Pension Offset."

For More Information

Social Security Publications and additional information, including information about exceptions to each provision, are available at www.socialsecurity.gov. You may also call toll free 1-800-772-1213, or for the deaf or hard of hearing call the TTY number 1-800-325-0778 or contact your local Social Security office. Copies of the SSA-1945 are available online at the Social Security website, www.socialsecurity.gov/form1945. Paper copies can be requested by email at oplm.oswm.rqct.orders@ssa.gov or by fax at 410-965-2037. Form SSA-1945(12-2004)

Employee Signature Print Name Date

Submit completed form to:
MidAmerica Administrative Solutions
402 South Kentucky Avenue, Suite 500, Lakeland, FL 33801
Fax: (863) 686-9727